

**Red Book**  
Student's Book

H.Q. Mitchell

# **NEW** Kippiee!



**mm**publications

**Red Book  
Student's Book**

H.Q. Mitchell

# NEW Zippee!



## contents


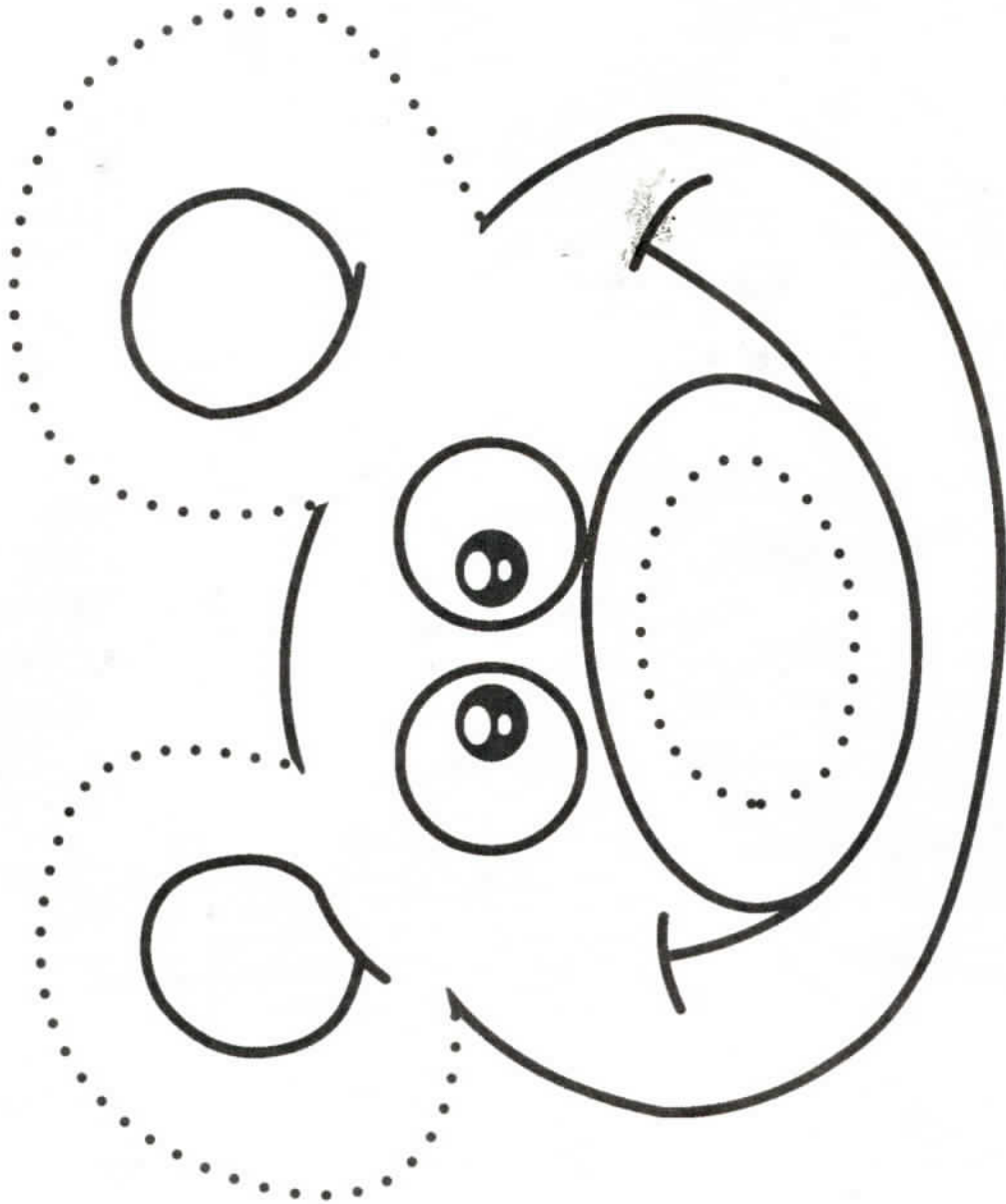
UNIT 1 Hello! .....	2
UNIT 2 A rainbow .....	12
<b>Let's remember 1-2.</b> .....	<b>22</b>
UNIT 3 Numbers .....	26
UNIT 4 My face .....	36
<b>Let's remember 3-4.</b> .....	<b>46</b>
UNIT 5 My toys .....	50
UNIT 6 My family .....	60
<b>Let's remember 5-6.</b> .....	<b>70</b>
UNIT 7 Fruit .....	74
UNIT 8 Shapes everywhere .....	84
<b>Let's remember 7-8.</b> .....	<b>94</b>
<b>Cross-curricular activities</b> .....	<b>98</b>
<b>Cut-outs</b> .....	<b>107</b>

# 4. My face

Lesson 1




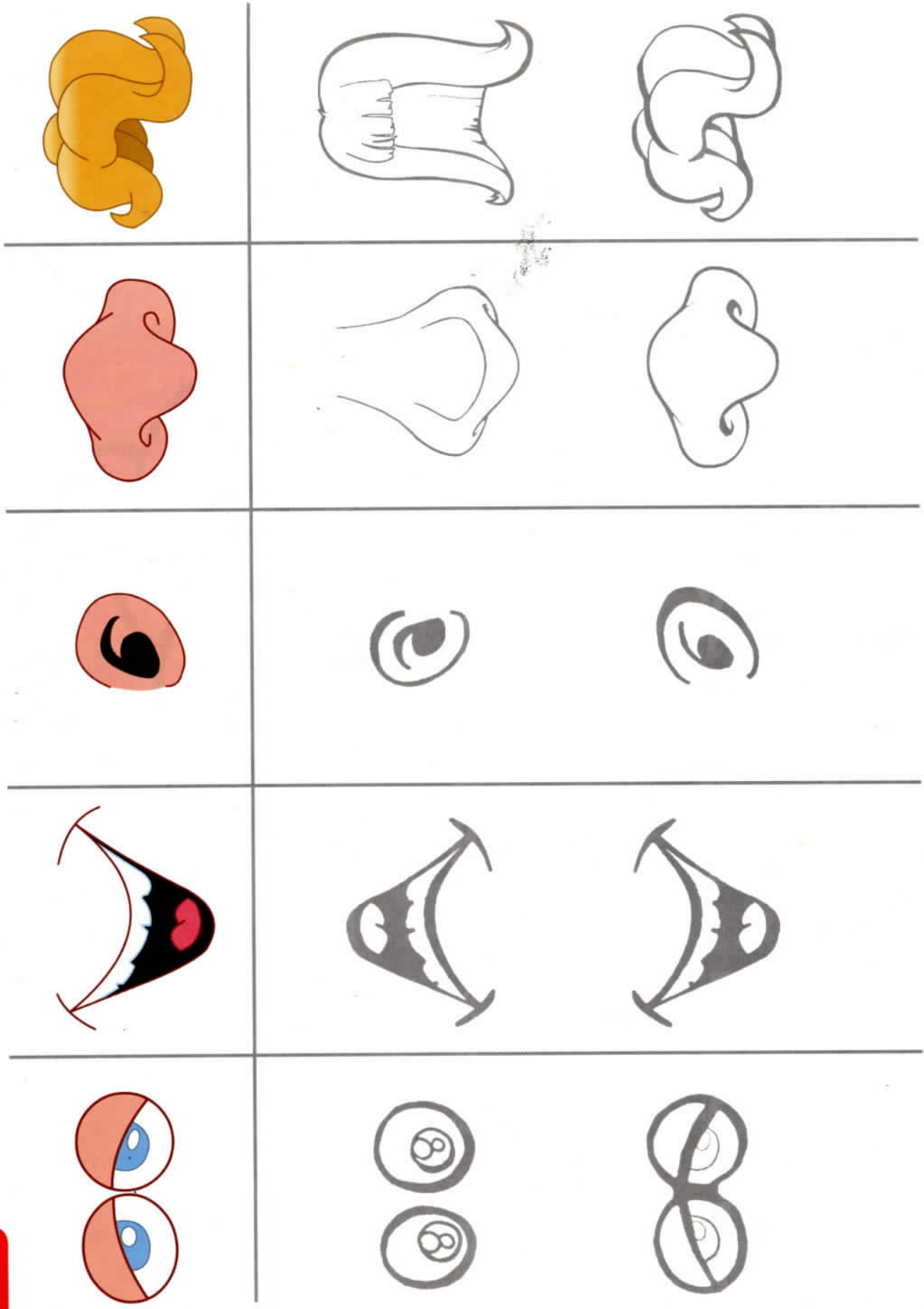




1. Introduce new items. 2. Listen and repeat the words. Stick the stickers. 3. Talk about the pictures.
4. Listen and repeat the dialogue. 5. Trace Teddy's nose and ears, say the words and colour the picture.
6. Act out the dialogue. 7. Draw and say.









# Make a funny face



Trace and colour the face.



Cut out the face.



Glue the face onto a paper plate.

1. Revise.
2. Introduce new item.
3. Make a funny face.
4. Sing the song.
5. Play a game.




# THE CLOWN



1. Revise. 2. Talk about the pictures. 3. Listen and repeat.



4. Act out the dialogue.



**VALUE**  
Try to have fun.



