



YOUNG STARS

H. Q. Mitchell
Marileni Malkogianni

1




mm
publications



Contents

| | Grammar | Vocabulary |
|---|---|--|
| Module 1 Hello p.5 | I'm... What's your name? How are you? Fine, thanks. | Greetings Numbers 1-5 Shapes |
| Module 2 School p.15 | Stand up. Sit down. Clap your hands. This is a... It's (red). | Imperatives Classroom objects Colours |
| Module 3 Numbers p.25 | How old are you? I'm (six). You're (seven). Happy birthday. This is for you. I am (your friend). You are (my friend). He's (tall). She's (short). | Numbers 6-10 Adjectives |
| Module 4 At home p.35 | Who's that? It's my (sister). This is my pet. It's a (cat). This is my (fish). It's (yellow). Where's (Room)? On/Under the sofa. | Family Pets Sea animals Furniture |



Grammar

Vocabulary

Module 5

Let's play

p.45

I've got a (bike).
Have you got a plane? Yes. / No.
I've got a (doll). It's (new).
I haven't got a (bike).
Look!
Listen!

Toys
Adjectives
Actions

Module 6

Food

p.55

I like (oranges).
I don't like (apples). I like (bananas).
Five tomatoes, please.
Here you are.
Thanks.
Do you like (pasta)?
Yes. / No.

Food

Module 7

My body

p.65

Touch your (nose).
He has got brown eyes.
She has got long hair.

Parts of the face
Parts of the body
Adjectives
Colours
Actions

Module 8

Out there

p.75

It's (hot).
I can (climb).
I am at the (park).
How many (birds) can you see?
I can see (three birds).

Weather
Actions
Places
Animals

p.85

Picture Dictionary

p.89

Cut-outs

School

2

Song

1





2 Listen, point and sing. 




1 2 Look and listen. 

3 Listen and circle. 




4 Play.











1 2 Listen, point and repeat. 

My rainbow



3 Listen and tick (✓). 





1    
A B A B

3    
A B A B

4 Play.



1 Play a game.





1 






2 Make a rainbow collage.



1 Listen, point and repeat. 

COLOURS






4



5




6

LEARNING: Having fun and learning at school.

1 Listen and tick (✓). 

1

A B

2

A B

3

A B

4

A B